

Product leaflet

MJB-A

Tubular Bag Filter



MJB-A

The MJB-A comprise an innovative range of robust, versatile tubular bag filter unit that build upon the experience of the well-established MJB bag filters.

By combining the advantages of two stage immersion type cleaning valves with the patented UniClean technology, maximum cleaning efficiency is achieved with very low energy consumption and minimal maintenance.

All access for maintenance is from the top of the unit.

The modular design, with several bolt together assembly options is optimized for transport by road or by sea container.

It also maximises flexibility on site, to suit available facilities.

Filter sizes from 158 m² to about 1188 m² are available as preassembled units.

The modular design enables larger units to be assembled and also existing units to be extended whenever required.

Features

Robust welded steel construction

Versatile modular design

Weather proof for exposed locations

Flat pack dirty air chamber option for efficient transport by road or sea container.

May be extended or relocated if required

Efficient cleaning with patented UniClean technology

Integral pre-separation section

Down flow / cross flow inlet air pattern to maximize dust handling capacity

Low maintenance, with access from the unit top

Two bag lengths available














Higher temperature options including trace heating and insulation

ATEX compliant for explosive dusts














MJB-A

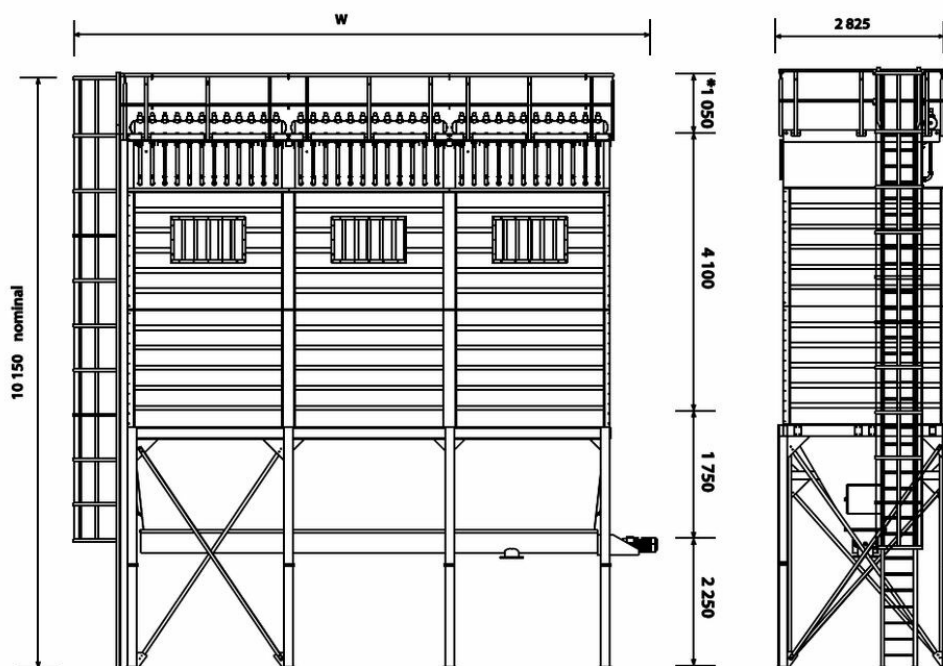
[ProductCertifications]	[ce], [ex]
[ProductInstallation]	[Outdoor]
[ProductSuitableForCombustableDust]	True
Filter cleaning method	[CompressedAir]
[ProductApplication]	[dust]
[ProductWorkingpressure]	Standard: -6,0 to 2,0 Optional: -10,0 to 5,0
[ProductFilterArea]	158 to 1188
Capacity (max airflow m3/h)	190 000
Operating Temperature	Max. 220° C

Models

	Item number	Filter type	Number of filter elements
	MJB158/A/8-10	[bag]	8
	MJB198/A/10-10	[bag]	10
	MJB238/A/12-10	[bag]	12
	MJB317/A/16-10	[bag]	16
	MJB356/A/18-10	[bag]	18
	MJB396/A/20-10	[bag]	20
	MJB435/A/22-10	[bag]	22
	MJB475/A/24-10	[bag]	24
	MJB515/A/26-10	[bag]	26
	MJB554/A/28-10	[bag]	28
	MJB594/A/30-10	[bag]	30
	MJB633/A/32-10	[bag]	32
	MJB673/A/34-10	[bag]	34

Models

	Item number	Filter type	Number of filter elements
	MJB713/A/36-10	[bag]	36
	MJB752/A/38-10	[bag]	38
	MJB792/A/40-10	[bag]	40
	MJB831/A/42-10	[bag]	42
	MJB871/A/44-10	[bag]	44
	MJB911/A/46-10	[bag]	46
	MJB950/A/48-10	[bag]	48
	MJB990/A/50-10	[bag]	50
	MJB1029/A/52-10	[bag]	52
	MJB1069/A/54-10	[bag]	54
	MJB1108/A/56-10	[bag]	56
	MJB1148/A/58-10		
	MJB1188/A/60-10		



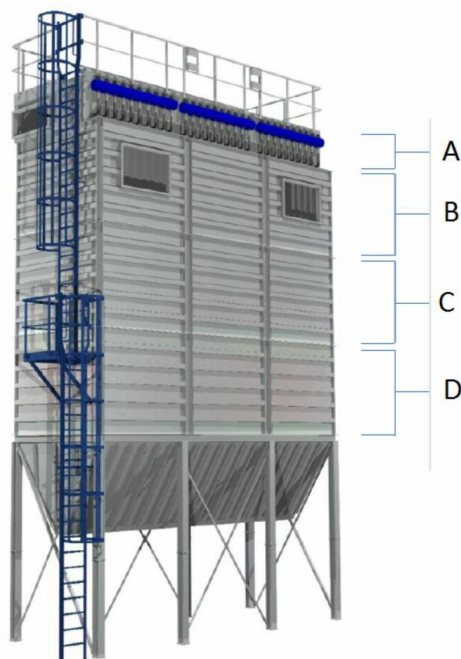
Hopper heights are typical values for 55° valley angle trough hopper * The Clean Air Chamber height includes toe board

MJB-A unit	Filter area	no. of valves	Width W	No. of tanks	Filter weight excluding hopper	Typical weight of hopper	Number & size of sections			Compressed air consumption
A	[m ²]	[pcs.]	[mm]	[pcs.]	[kg]	[kg]	8 valves	10 valves	12 valves	Nm ³ /h at 5.5 bar
MJB 158/A/8-10	158	8	3585	1	3417	1367	1	-	-	32.4
MJB 198/A/10-10	198	10	4015	1	3890	1556	-	1	-	40.5
MJB 238/A/12-10	238	12	4445	1	4367	1747	-	-	1	48.6
MJB 317/A/16-10	317	16	5520	2	5835	2334	2	-	-	48.6
MJB 356/A/18-10	356	18	5950	2	6308	2523	1	1	-	48.6
MJB 396/A/20-10	396	20	6380	2	6781	2712	-	2	-	48.6
MJB 435/A/22-10	435	22	6810	2	7258	2903	-	1	1	48.6
MJB 475/A/24-10	475	24	7240	2	7735	3094	-	-	2	48.6
MJB 515/A/26-10	515	26	7885	3	8726	3490	2	1	-	97.2
MJB 554/A/28-10	554	28	8315	3	9199	3680	1	2	-	97.2
MJB 594/A/30-10	594	30	8745	3	9672	3869	-	3	-	97.2
MJB 633/A/32-10	633	32	9175	3	10149	4060	-	2	1	97.2
MJB 673/A/34-10	673	34	9605	3	10626	4250	-	1	2	97.2
MJB 713/A/36-10	713	36	10035	3	11103	4441	-	-	3	97.2
MJB 752/A/38-10	752	38	10680	4	12090	4836	1	3	-	145.8
MJB 792/A/40-10	792	40	11110	4	12563	5025	-	4	-	145.8
MJB 831/A/42-10	831	42	11540	4	13040	5216	-	3	1	145.8
MJB 871/A/44-10	871	44	11970	4	13517	5407	-	2	2	145.8
MJB 911/A/46-10	911	46	12400	4	13994	5598	-	1	3	145.8
MJB 950/A/48-10	950	48	12830	4	14471	5788	-	-	4	145.8
MJB 990/A/50-10	990	50	13475	5	15454	6182	-	5	-	194.4
MJB 1029/A/52-10	1029	52	13905	5	15931	6372	-	4	1	194.4
MJB 1069/A/54-10	1069	54	14335	5	16408	6563	-	3	2	194.4
MJB 1108/A/56-10	1108	56	14765	5	16885	6754	-	2	3	194.4
MJB 1148/A/58-10	1148	58	15195	5	17362	6945	-	1	4	194.4
MJB 1188/A/60-10	1188	60	15625	5	17839	7136	-	-	5	194.4

NOTE: Typical compressed air consumption based upon cleaning cycle max. 3 minutes Single valve pulsing for units up to MJB475
Two valves pulsing together for units up to MJB 713 Three valves pulsing together for units up to MJB 950 Four valves pulsing together for units up to MJB 1188



Inlet air (raw gas) and clean air outlet connections The dirty air enters at high level through the side of the dirty air chamber (as illustrated), or alternatively via the top of the dirty air chamber. It passes downwards through a generously sized pre-separation chamber, and then into the bag-house via a slotted profiled barrier to protect the bags from abrasion in a part cross flow and part down flow pattern, thus eliminating unwanted upward velocity effects. The outlet air connections are at high level directly from the clean air chamber. These may be situated at the sides or end of the clean air chamber. Rectangular connection flanges are normally provided. For the MJB-A, the dirty air chamber comprises two sections of the type illustrated, one mounted on top of the other to accommodate the 4.1m long bags. For the MJB-H, the dirty air chamber comprises three sections of the type illustrated, mounted on top of each other, to accommodate the longer (6.1m) bags.



Chambers: A) Clean Air chamber B) Dirty air chamber section - Upper (MJB-A and MJB-H) C) Dirty air chamber section - Middle (MJB-A and MJB-H) D) Dirty air chamber section - Lower (MJB-H only)

